


# Camera Safety & Shooting



By Robert J. Courtemanche, CJE  
[rcourtemanche@galenaparkisd.com](mailto:rcourtemanche@galenaparkisd.com)  
Galena Park HS, Texas  
Permission for use granted for any  
classroom teacher in a public or not-for  
profit / non-profit school system.

# Camera Safety

- -Keep your camera dry






# Camera Safety

---

- -Heat & humidity are bad for cameras



# Camera Safety

---

- -Keep the lens cap on when your not using the camera



# Camera Safety

- -Never force any part of the camera that is not working



# Camera Safety



- -Don't touch the lens with your hands or try to clean it with anything like a rag or a paper towel

# Camera Safety

- -Never leave the camera alone



# Camera Safety

- -Watch where you and your partner are going






# Camera Safety

- -Never run with a camera



# Camera Safety


- -Remember the camera is made of glass, plastic & electronics



# Camera Safety

---

- -Never point a digital camera at the sun



# Camera Safety

---

- -Turn off the camera if it makes a bad noise or malfunctions

